

IPC-2440MB

19" 2U PICMG 1.3 CPU card backplane FA Chassis

User`s Manual V1.02

WEEE-Reg.: **DE 937 100 87**

Written by: **Frank Chen**
Technical Data: **Zhou, Zhuoli**


Approval by: **Frank Chen**

Neuss, Jan.14.2010

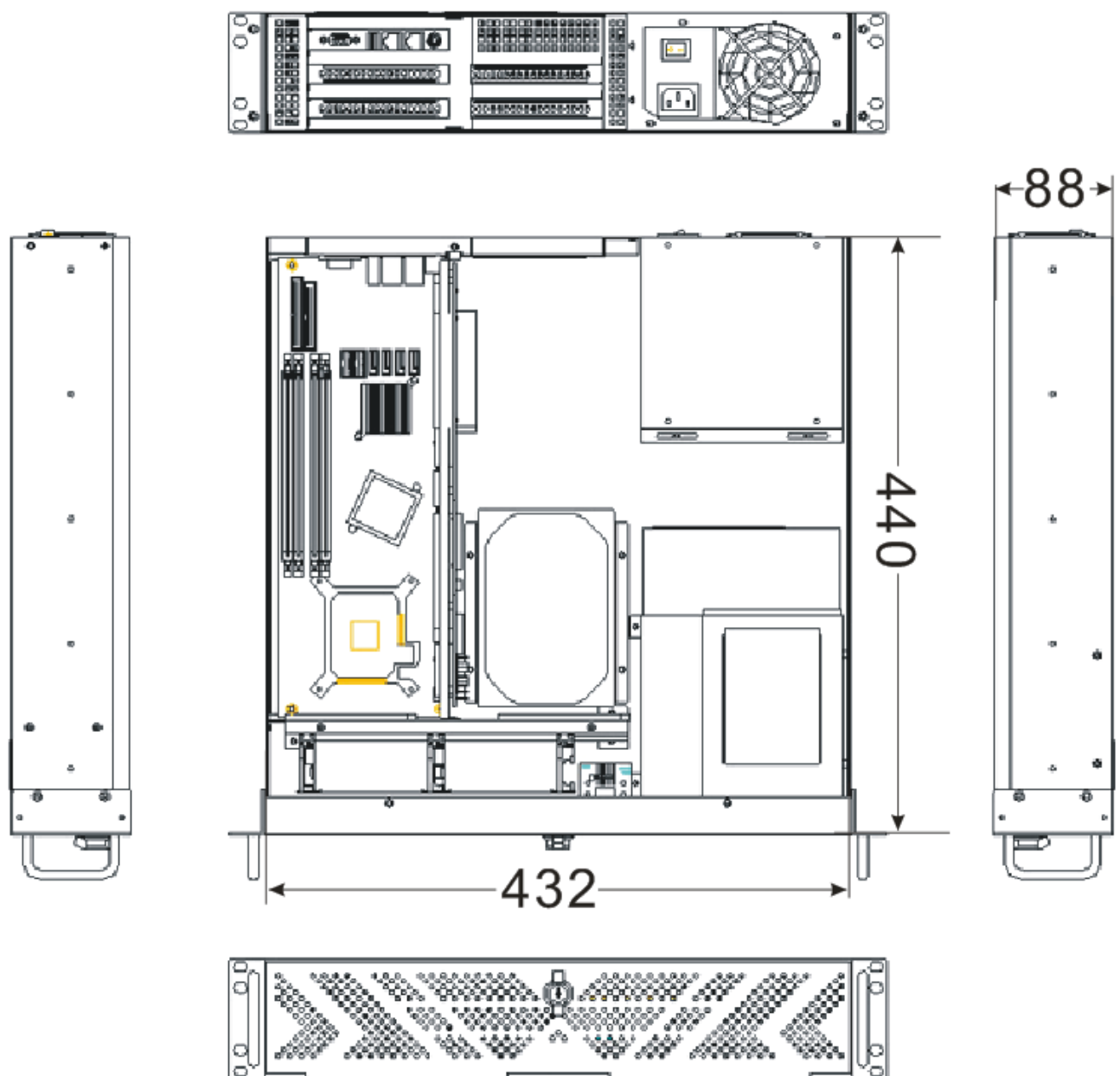
Index

1. Product outlook	3
2. Mechanical drawing	3
3. Exploring drawing.....	4
4. Design features.....	4
a. Thumb lock.....	4
b. easy replacement air filter	4
c. Control Panel	4
d. EMI and thermal friendly design	4
e. User friendly Fan replacement and maintainence issue. 2*8cm hot swappable fan	5
5. Specifications	5
6. Accessories	5
a. 19” rack Handle mounting kit.....	5
b. Utility pack	5
7. Optional accessories	5
a. Telescope slide TS-22-3S & Mounting Bracket MBR-3S (standard kits, flat Mounting kits)	5
8. Mounting Guide.....	5
a. Side opening (see the Product outlook point)	5
b. Backplane Frame holding	5
c. Slot card holder.....	6
d. Cable connection.....	6
e. Disk drive frame	6
f. 2U butterfly backplane rear windows	6
9. Passive Backplane Support(IPC2440MB)	6
a. PICMG 1.0 Backplanes Supported	6
b. PICMG 1.3 Backplane Supported.....	6
10. Power supply support	7
11. FAQ.....	7
12. Order Information	7

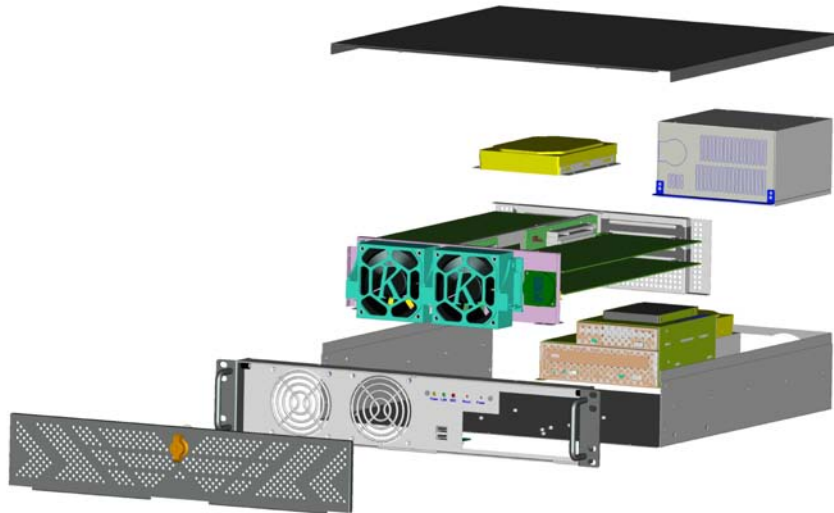
1. Product outlook



2. Mechanical drawing



3. Exploring drawing



4. Design features

- a. Lockable front door with thumb Lock
 - b. Front replaceable air filter
 - c. Long MTBF Ball bearing Fan for Ind. purpose. (> 60,000 hours)
 - d. Easy maintenance hot swappable cooling fan.
 - e. 4 pins PWM cooling fan eliminating power noise and more power efficiency
- Enhanced metal body for better ISA-PCI-PCI express card holding



a. Thumb lock



b. easy replacement air filter



c. Control Panel



d. EMI and thermal friendly design



- e. User friendly Fan replacement and maintenance issue. 2*8cm hot swappable fan



5. Specifications

- a. Driver bays: 1 x 5.25" Driver, 1x 3.5" Floppy and 1x 2.5" HDD + 2 x 3.5" HDD
- b. Cooling fan: 2 x 8 cm hot swappable(35CFM / pc),
- c. Dual ports USB in front
- d. Indicators: LEDs for power on/off, HDD and Lan activity
- e. Paint colour: RAL-9900 black color
- f. Weight: Net. 5.8KG,Gross 7.7 KG
- g. Dimension (WxHxD): 431 x88 x 440 mm (carton packing 4.65 CBF)

6. Accessories

- a. 19" rack Handle mounting kit





RKMH- 2440

- b. Utility pack

IPC2440(MA/MB)零件包物料	
腳墊(feet)	4 pcs
束線帶 (Cable tie)	4 pcs
接地線(Grounding cable)	1 pcs
束線帶固定座(cable mount)	2 pcs
R 型電纜固定座 (R type cable mount)	2 pcs
M3*5 round head HW-C, M3*5 (M/B)	17 pcs
6ø32*5 Hex HW-C, 6ø32*5 六角螺絲 (power)	8 pcs
M3*5 Flat head, M3*5 平頭螺絲	18 pcs


7. Optional accessories

- a. Telescope slide [TS-22-3S](#) & Mounting Bracket [MBR-3S](#) (standard kits, flat Mounting kits)

TS-22-3S	MBR-3S (Flat Mount)
	

8. Mounting Guide

- a. Side opening (see the Product outlook point)
- b. Backplane Frame holding



c. Slot card holder

Slot card holder



d. Cable connection

Front USB



Frontpanel 2 pin connectors



System fan connectors



e. Disk drive frame



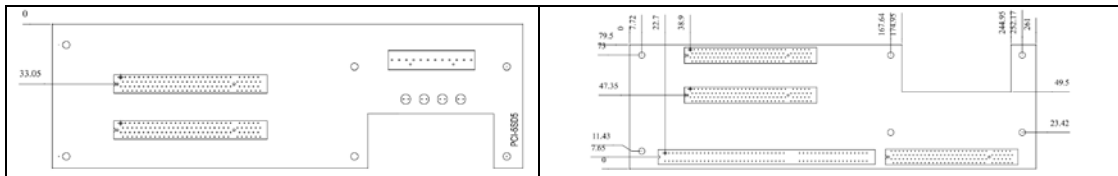
f. 2U butterfly backplane rear windows



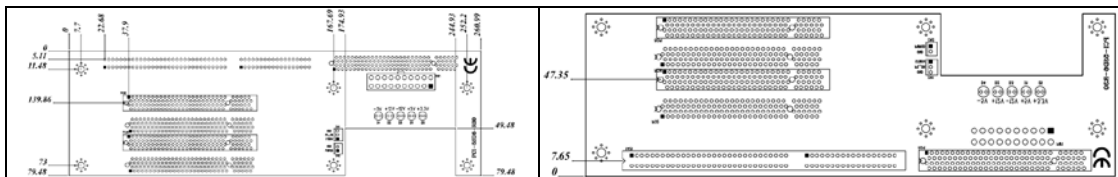
9. Passive Backplane Support(IPC2440MB)

a. PICMG 1.0 Backplanes Supported

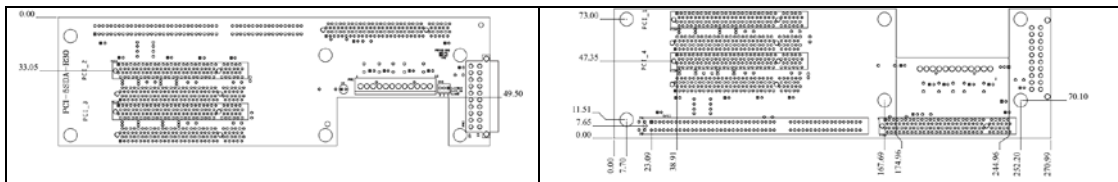
- PCI-5SD5



- PCI-5SD6

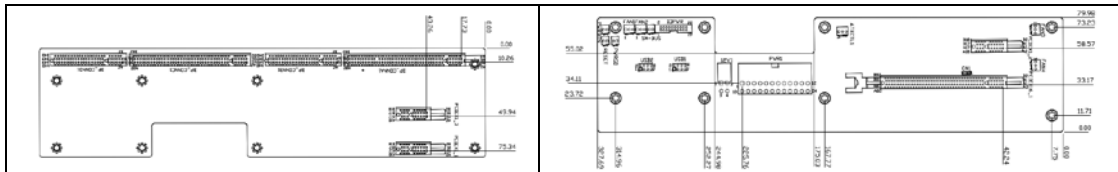


- PCI-5SDA

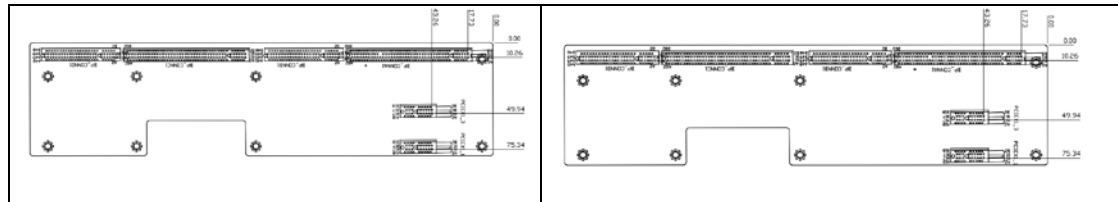


b. PICMG 1.3 Backplane Supported

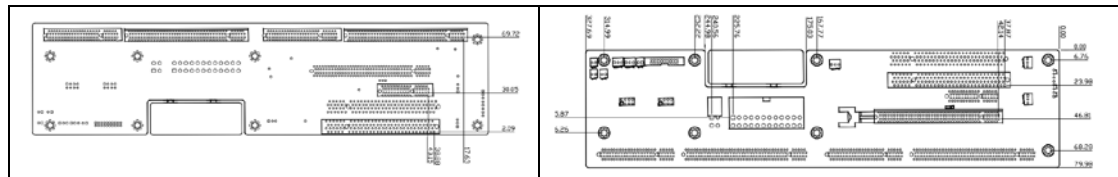
- PE-6SD



● PE-6SD2



● PE-6SD3



10. Power supply support

- Single PS2 power supply

11. FAQ

a. *Is Raid function possible in this case?*

A: *by using optional accessories, it is possible to enable a raid 0 or raid 1, and raid 5.*



Reference pic.

12. Order Information

Model	Remark
IPC2440MA	2U low profile ATX chassis
Power supply	Standard PS2
TS-22-3S	Telescope Slide 22 inch , 3 section