

IPC-4440MA

19 inch 4 U Front I / O access FA rack mount chassis

User`s Manual V1.03

WEEE-Reg.: DE 937 100 87

Written by: Meteor Lin
Technical Data: Zhou, Zhuoli


Approval by: Frank Chen

Neuss, Dec.7.2010

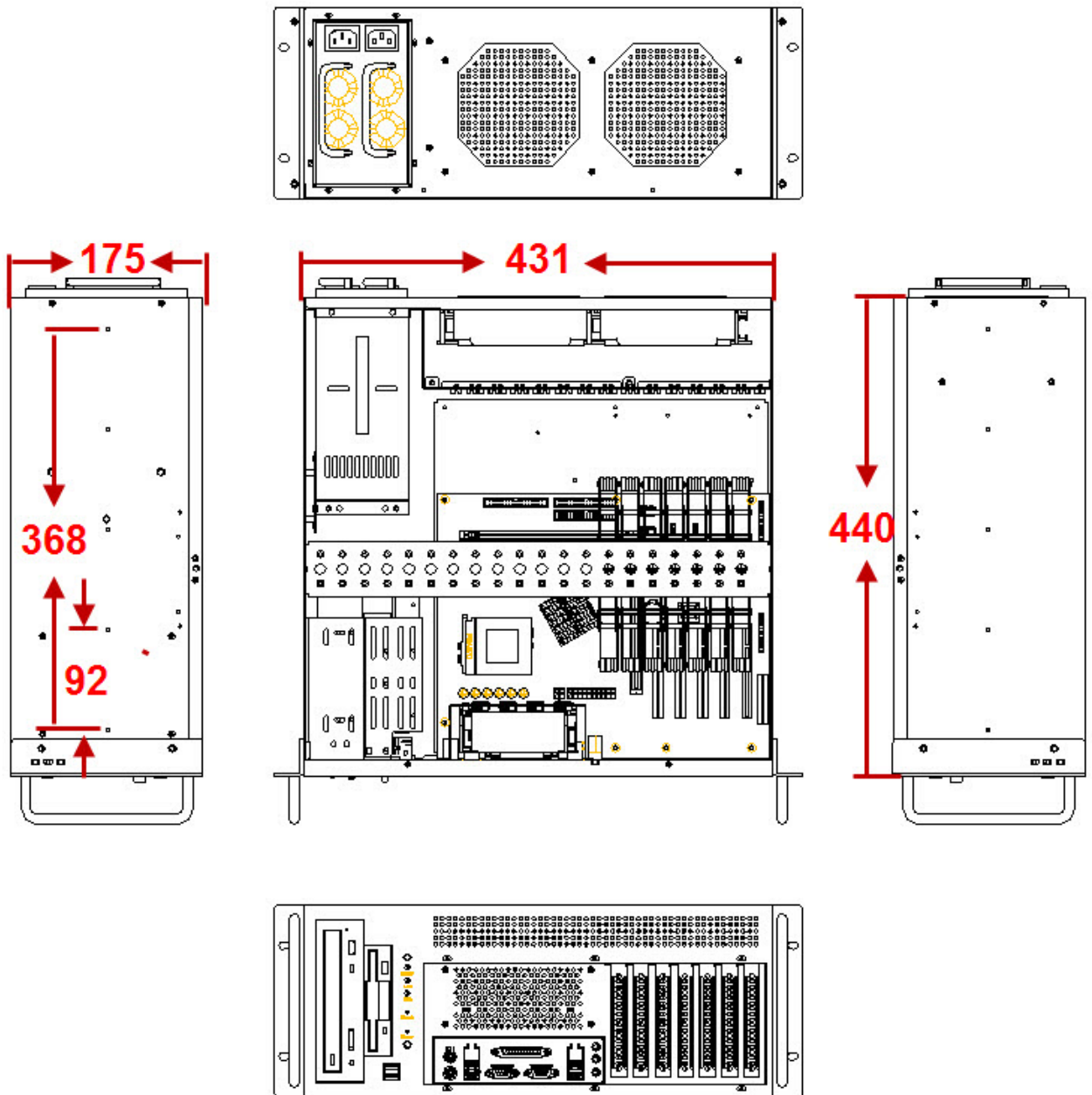
Index

1. Product outlook	3
2. Mechanical drawing	4
3. Exploring drawing.....	5
4. Design features.....	5
a. Anti-vibration card holding design	5
b. Control Panel (W/ 2*USB)	5
c. EMI and thermal friendly design	6
d. PS2 and SFX metal power adapter	6
e. User friendly Fan replacement and maintainence issue. 8 cm hot swappable fan(HSF03) and 12cm hot swappable fan(HSF02)	6
5. Specifications	6
6. Accessories	6
a. 19" rack Handle mounting kit.....	6
b. Utility pack	6
7. Optional accessories	7
a. MPA04-SFX power supply metal plate (photo in page 5).....	7
b. Telescope slide TS-22-3S & Mounting Bracket MBR-3S (standard kits, flat Mounting kits)	7
8. Mounting Guide.....	7
a. Side opening (see the Product outlook point)	7
b. Slot card holding bar.....	7
c. Slot card holder.....	7
d. Cable connection.....	7
e. Disk drive frame	8
9. Mother Board support(IPC4440MA).....	8
10. Power supply support	8
11. FAQ.....	8
a. Can we remove one side of the holding clamps?	8
b. Holding clamps is not in right position of interface card.	8
12. Order Information	8

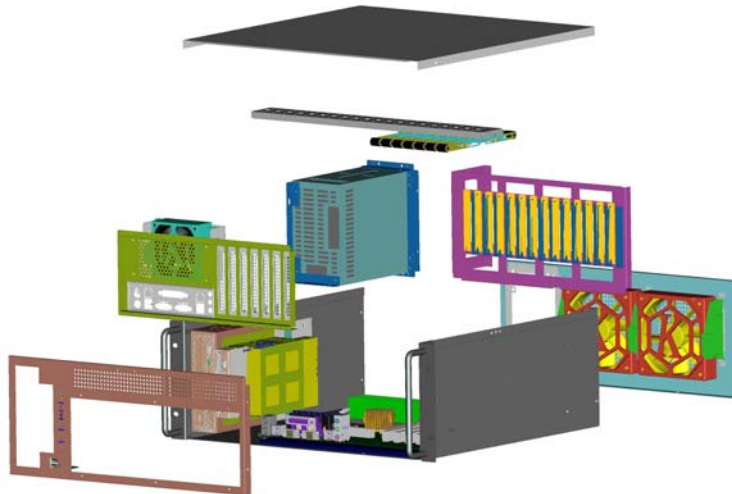
1. Product outlook



2. Mechanical drawing



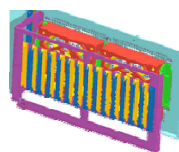
3. Exploring drawing



4. Design features

- a. Front I / O access possibilities.
- b. Long MTBF Ball bearing Fan for Ind. purpose. (> 60,000 hours)
- c. Easy maintenance hot swappable cooling fan.
- d. 4 pins PWM cooling fan eliminating power noise and more power efficiency
- e. Higher security Bird wings concept on card holding device
- f. Flexible sliding interface card holding Clamps
- g. Anti-vibration design on card holding
- h. PCI & ISA card Retainer device.
- i. Shock-resistant on Driver canister
- j. PS2 redundant power supply compatible

●Enhanced metal body for better ISA-PCI-PCI express card holding



a. Anti-vibration card holding design



b. Control Panel (W/ 2*USB)



- c. EMI and thermal friendly design
- d. PS2 and SFX metal power adapter



- e. User friendly Fan replacement and maintenance issue. 8 cm hot swappable fan(HSF03) and 12cm hot swappable fan(HSF02)



5. Specifications

- a. Driver bays: 1x 5.25" Driver, 1x 3.5" Floppy and 1x 3.5" HDD
- b. Cooling fan: 2 x 12cm hot swappable (80CFM/ pc) , IPC4440 MA plus one more hot swappable 8 cm fan in front (35 FM / pc)
- c. Dual ports USB in front
- d. Indicators: LEDs for power on/off, HDD and Lan activity
- e. Paint colour: RAL-9900 black color
- f. Weight: Net. 9.2 KG, Gross 12 KG
- g. Dimension (W x H x D): 431 x175 x 440 mm (carton packing 4.65 CBF)

6. Accessories

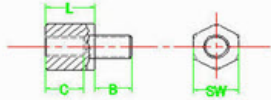
- a. 19" rack Handle mounting kit



RKMH- 4440

- b. Utility pack

IPC4440 (A/B) 零件包物料	
脚垫 (Foot)	4pcs
束线带 (Cable Tie)	4pcs
接地线 (Grounding Cable)	1pcs
束线带固定座 (Cable Mount)	2pcs
背板间隔柱 (Spacer)	17pcs
M3*5 Round Head HW-C.M3*5 (M/B)	17pcs
6φ32*5 Hex HW-C. 6φ32*5 (POWER)	8pcs
M3*5 Flat Head (CDROM, FLOPPY, HDD)	18pcs



SW=6mm
 B=5mm, 6φ32粗牙
 L=6.5mm
 C=5mm, M3细牙

7. Optional accessories

- a. MPA04-SFX power supply metal plate (photo in page 5)

- Mounting plate redundant power supply - **KR4U-rP/S**




- b. Telescope slide **TS-22-3S** & Mounting Bracket **MBR-3S** (standard kits, flat Mounting kits)

TS-22-3S	MBR-3S (Flat Mount)
	

8. Mounting Guide

- a. Side opening (see the Product outlook point)
- b. Slot card holding bar

HBR-4440MA



- Manual adjustment according to the height of the Slot cards.



- Card holding photo



- c. Slot card holder

Slot card holder (PCI & ISA supported)



- d. Cable connection

Front USB



Frontpanel 2 pin connectors



System fan connectors



e. Disk drive frame



f. ATX 7 slots rear window



9. Mother Board support(IPC4440MA)

12" x 13" ATX mainboard

10. Power supply support

- Single PS2 power supply, SFX Power supply
- PS2 Redundant power supply, MRT, MRW, MRP

11. FAQ

a. Can we remove one side of the holding clamps?

A: yes, integrators can easily remove it and holding clamps still work fine.
see reference picture.



b. Holding clamps is not in right position of interface card.

A: release two screws on top of the holding bar, Manually adjust the position of the holding clamps to the slot card place.
see reference picture.



12. Order Information

Model	Remark
IPC4440MA	ATX Mainboard Version
MPA04	Metal plate for SFX power supply assemble
TS-22-3S	Telescope Slide 22 inch , 3 section