

# **IPC-4450MA**

19" 4U FA Chassis for 12" x 13" ATX MB

## **User`s Manual V1.10**

WEEE-Reg.: DE 937 100 87

Written by: Frank Chen  
Technical Data: Zhou, Zhuoli

Approval by: Frank Chen


Neuss, July.25.2010

# Index

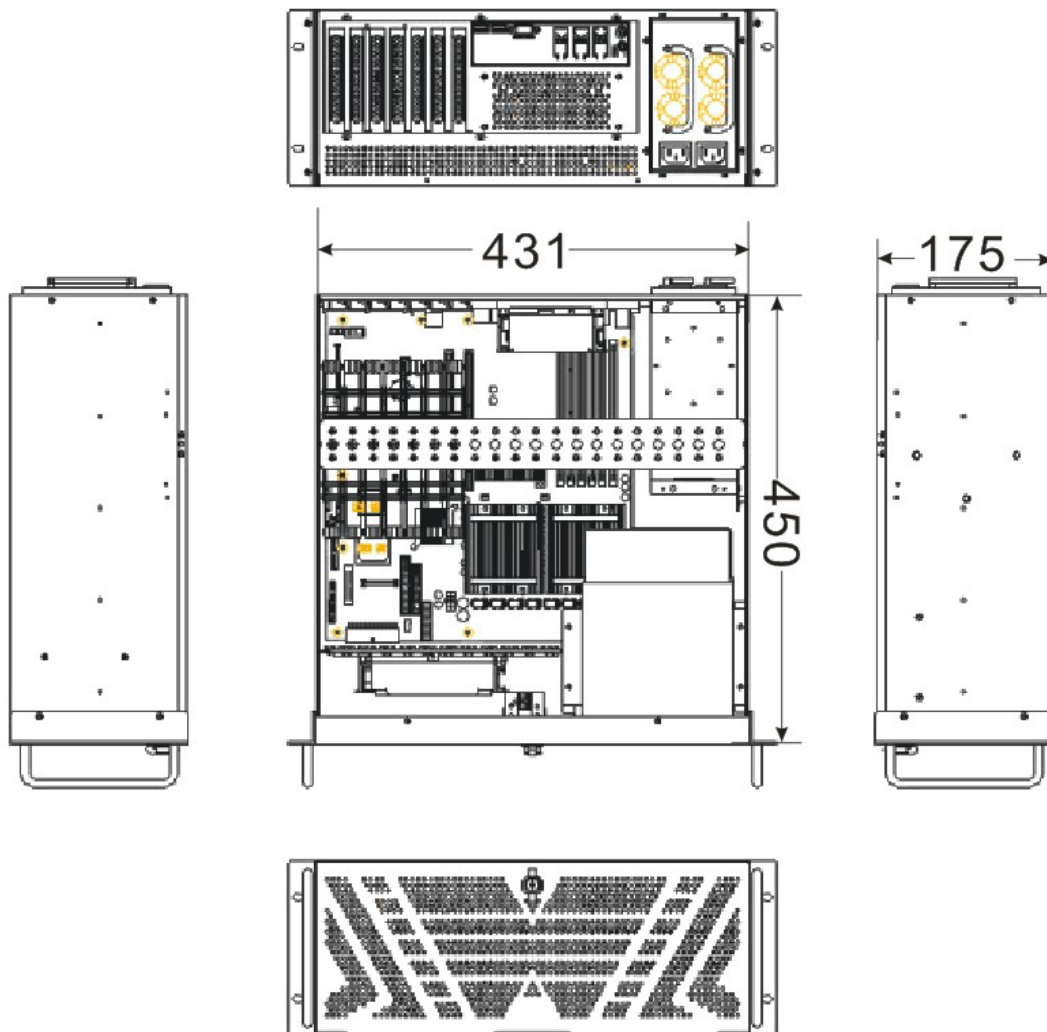
---

<b>1. Product outlook .....</b>	<b>3</b>
<b>2. Mechanical drawing .....</b>	<b>3</b>
<b>3. Exploring drawing.....</b>	<b>4</b>
<b>4. Design features.....</b>	<b>4</b>
a. Anti-vibration card holding design .....	4
b. Control Panel (W/ 2*USB) .....	5
c. EMI and thermal friendly design .....	5
d. PS2 and SFX metal power adapter .....	5
e. User friendly Fan replacement and maintainence issue. 8 cm hot swappable fan( HSF03) and 12cm hot swappable fan(HSF02) .....	5
<b>5. Specifications .....</b>	<b>6</b>
<b>6. Accessories .....</b>	<b>6</b>
a. 19" rack Handle mounting kit.....	6
b. Utility pack .....	6
<b>7. Optional accessories .....</b>	<b>6</b>
a. MPA04-SFX power supply metal plate ( photo in page 5 ).....	6
b. Telescope slide TS-22-3S & Mounting Bracket MBR-3S ( standard kits, flat Mounting kits) .....	6
<b>8. Mounting Guide.....</b>	<b>7</b>
a. Side opening( see the Product outlook point) .....	7
b. Slot card holding bar .....	7
c. Slot card holder .....	7
d. Cable connection.....	7
e. Disk drive frame .....	7
<b>9. Mother Board support .....</b>	<b>7</b>
<b>10. Power supply support .....</b>	<b>7</b>
<b>11. FAQ.....</b>	<b>8</b>
a. <i>Can we remove one side of the holding clamps?</i> .....	8
b. <i>Holding clamps is not in right position of interface card.</i> .....	8
<b>12. Order Information .....</b>	<b>8</b>

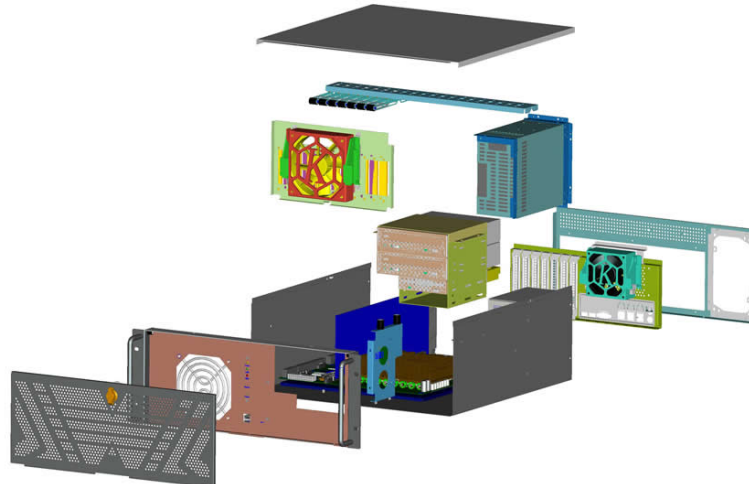
## 1. Product outlook



## 2. Mechanical drawing



### 3. Exploring drawing



### 4. Design features

- a. Lockable front door with thumb Lock
- b. Front replaceable air filter
- c. Long MTBF Ball bearing Fan for Ind. purpose. (> 60,000 hours)
- d. Easy maintenance hot swappable cooling fan.
- e. 4 pins PWM cooling fan eliminating power noise and more power efficiency
- f. Higher security Bird wings concept on card holding device
- g. Flexible sliding interface card holding Clamps
- h. Anti-vibration design on card holding
- i. PCI & ISA card Retainer device.
- j. Shock-resistant on Driver canister
- k. PS2 redundant power supply compatible

- Enhanced metal body for better ISA-PCI-PCI express card holding



- a. Anti-vibration card holding design



b. Control Panel (W/ 2\*USB)



**S-ATX-430**

原理圖

DS-430 接通      DS-431 接斷

額定電流：1A250V 3A125VAC  
 接觸電阻：≤50mΩ  
 絕緣電阻：≥100MΩ  
 介電強度：500VAC  
 電氣壽命：10000 次

**S-AT-429**

原理圖

額定電流：1A250V 3A125VAC  
 接觸電阻：≤50mΩ  
 絕緣電阻：≥100MΩ  
 介電強度：500VAC  
 電氣壽命：10000 次

c. EMI and thermal friendly design



d. PS2 and SFX metal power adapter



e. User friendly Fan replacement and maintenance issue. 8 cm hot swappable fan(HSF03) and 12cm hot swappable fan(HSF02)



## 5. Specifications

- Driver bays: 2 x 5.25" Driver, 1x 3.5" Floppy and 1x 3.5" HDD
- Cooling fan: 1 x 12cm hot swappable ( 80CFM/ pc ), plus one hot swappable 8 cm fan in front ( 35 FM / pc )
- Dual ports USB in front
- Indicators: LEDs for power on/off, HDD and Lan activity
- Paint colour: RAL-9900 black color
- Weight: Net.10 KG, Gross 12.8 KG
- D imension (W x H x D): 431 x175 x 440 mm ( carton packing 4.65 CBF)

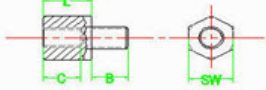
## 6. Accessories

- 19" rack Handle mounting kit
- Utility pack



**RKMH- 4450**

IPC4450(A/B) 零件包物料	
脚垫 (Foot)	4pcs
束线带 (Cable Tie)	4pcs
接地线 (Grounding Cable)	1pcs
束线带固定座 (Cable Mount)	2pcs
背板间隔柱 (Spacer)	17pcs
M3*5 Round Head HW-C. M3*5 (M/B)	17pcs
6φ32*5 Hex HW-C. 6φ32*5 (POWER)	8pcs
M3*5 Flat Head (CDROM, FLOPPY, HDD)	26pcs



SW=6mm  
 B=5mm, 6φ32粗牙  
 L=6.5mm  
 C=5mm, M3细牙



## 7. Optional accessories

- MPA04-SFX power supply metal plate ( photo in page 5 )

- Mounting plate redundant power supply - **KR4U-rP/S**



- Telescope slide **TS-22-3S** & Mounting Bracket **MBR-3S** ( standard kits, flat Mounting kits)

TS-22-3S	MBR-3S ( Flat Mount )
	

## 8. Mounting Guide

- a. Side opening( see the Product outlook point)
- b. Slot card holding bar

HBR-4450MB



- Manual adjustment according to the height of the Slot cards.



- Card holding photo



- c. Slot card holder

Slot card holder (PCI & ISA supported)



- d. Cable connection

Front USB



Frontpanel 2 pin connectors



System fan connectors



- e. Disk drive frame



- f. ATX 7 slots rear window



## 9. Mother Board support

12" x 13" ATX mainboard

## 10. Power supply support

- Single PS2 power supply, SFX Power supply
- PS2 Redundant power supply, MRT, MRW, MRP

## 11. FAQ


a. Can we remove one side of the holding clamps?

**A:** yes, integrators can easily remove it and holding clamps still work fine.  
see reference picture.



b. Holding clamps is not in right position of interface card.

**A:** release two screws on top of the holding bar, Manually adjust the position of the holding clamps to the slot card place.  
see reference picture.



## 12. Order Information

Model	Remark
IPC4440MB	19" 4U ATX Mainboard Version chassis
MPA04	Metal plate for SFX power supply assemble
TS-22-3S	Telescope Slide 22 inch , 3 section
Power supply	Chose one from No. 10