

**19" Wide 1440 x 900 AFOLUX Panel PC**

**AFL-W19A/B-N270**

**Intel® Atom™ N270 1.6G Processor**

**AFL-W19A/B-GM45**

**Intel® Core 2 Duo T9400 2.53GHz Processor (max.)**

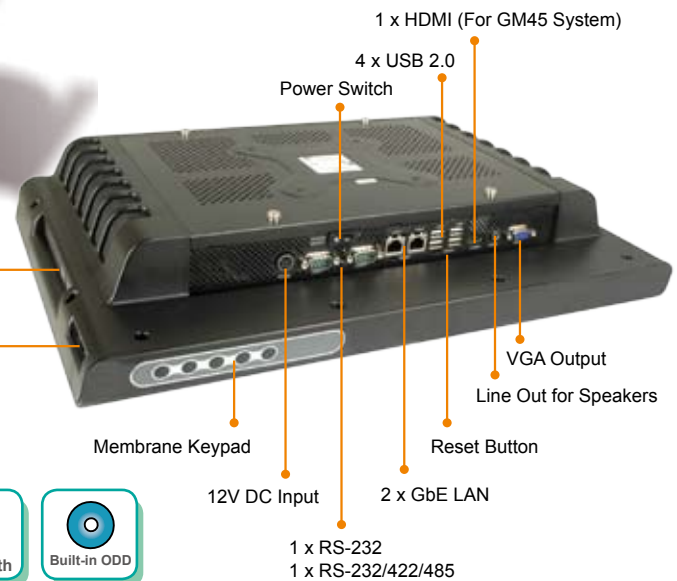


(Optional Stand Kit)

Optional ODD

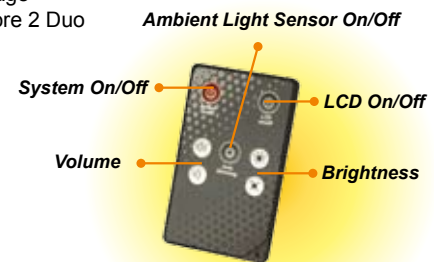
2 x USB 2.0 (For GM45 System)

**Fully Integrated I/O**



**Features**

- 19" wide screen all-in-one system with resistive touch panel
- High quality wide screen panel featuring 16:10 aspect ratio, high contrast and fast response time
- Fan-less system integrated with Intel® Atom™ N270 1.6G processor for ultra low voltage
- High performance panel PC Integrated with Intel® GM45 chipset and 45nm mobile Core 2 Duo processor support
- CD/DVD-ROM drive bay (For B Type Model)
- WiFi 802.11b/g/n connection (For Intel® GM45 system)
- HDMI New High-Definition Multimedia Interface (For Intel® GM45 System)
- Built-in two speakers
- Built-in Bluetooth technology
- Built-in HSUPA module for mobile connection (Optional)
- Ambient Light Sensor detects ambient light for automated screen adjustments
- VESA-mountable for flexibility in mounting and deployment
- Software system settings utility support
- Support for Windows CE, Windows XP Embedded and LINUX (Optional)
- IP 64 Front Panel Compliant



**Infrared Remote Control (For AFL-W19A Series Only)**



Slim type optical disk driver



Membrane Keypad for System Function Settings



Ambient Light Sensor (Only for AFL-W19A Series)



300K Pixel Camera (with Low Light function) and Digital Microphone



HDMI High-Definition Multimedia Interface (For GM45 Systems Only)



Two USB Ports on Side of AFL-W19B-GM45

## Specifications

| Model  | AFL-W19A-N270-R10 <b>Fanless</b>   | AFL-W19A-GM45-R10  | AFL-W19B-N270-R10 <b>Fanless</b>   | AFL-W19B-GM45-R10   |
|--|--|--|--|---|
| LCD Size   | 19"  |  |  |   |
| Max Resolution   | 1440 x 900   |  |  |   |
| Brightness (cd/m <sup>2</sup> )                                    | 300  |  |  |   |
| Contrast Ratio   | 850 : 1  |  |  |   |
| LCD Color  | 16.2M  |  |  |   |
| Pixel Pitch (mm)   | 0.285(H) x 0.285(V)  |  |  |   |
| Viewing Angle (H-V)  | 160°/160°  |  |  |   |
| Backlight MTBF   | 50000 hrs  |  |  |   |
| SBC Model  | AFLMB2-945GSE-N270-R10   | AFLMB2-GM45-R10  | AFLMB2-945GSE-N270-R10   | AFLMB2-GM45-R10   |
| CPU  | Intel® Atom™ process N270<br>1.6GHz CPU  | Intel® Core 2 Duo<br>T7500 2.2GHz CPU (max.)   | Intel® Atom™ process<br>N270 1.6GHz CPU  | Intel® Core 2 Duo<br>T7500 2.2GHz CPU (max.)  |
| Chipset  | Intel® 945GSE + ICH7M  | Intel® GM45 Chipset + ICH9M  | Intel® 945GSE + ICH7M  | Intel® GM45 Chipset + ICH9M   |
| RAM  | Supports one<br>400MHz or 533MHz<br>DDRII SO-DIMM<br>(2GB Max.)  | Supports two<br>667MHz or 800MHz<br>DDRII SO-DIMM<br>(4GB max.)  | Supports one<br>400MHz or 533MHz<br>DDRII SO-DIMM<br>(2GB Max.)  | Supports two<br>667MHz or 800MHz<br>DDRII SO-DIMM<br>(4GB max.)   |
| I/O Ports  | 1 x RS232 COM Port<br>1 x RS-232/422/485 COM port<br>2 x RJ-45 for Giga LAN<br>4 x USB 2.0<br>1 x Power Switch<br>1 x Reset Button<br>1 x Audio Port<br>1 x VGA Port<br>1 x Power Jack | 1 x RS232 COM Port<br>1 x RS-232/422/485 COM port<br>2 x RJ-45 for Giga LAN<br>4 x USB 2.0<br>1 x Power Switch<br>1 x Reset Button<br><b>1 x HDMI port</b><br>1 x Audio port<br>1 x VGA port<br>1 x Power Jack | 1 x RS232 COM Port<br>1 x RS-232/422/485 COM port<br>2 x RJ-45 for Giga LAN<br>4 x USB 2.0<br>1 x Power Switch<br>1 x Reset Button<br>1 x Audio Port<br>1 x VGA Port<br>1 x Power Jack | 1 x RS232 COM Port<br>1 x RS-232/422/485 COM port<br>2 x RJ-45 for Giga LAN<br><b>6 x USB 2.0 (two on the side)</b><br>1 x Power Switch<br>1 x Reset Button<br><b>1 x HDMI port</b><br>1 x Audio port<br>1 x VGA port<br>1 x Power Jack |
| SSD  | CF Typell  |  |  |   |
| Watchdog Timer   | Software programmable supports 1~255 sec. System reset   |  |  |   |
| Audio  | AMP 1.5W + 1.5W (internal speaker)   |  | AMP 3W + AMP 3W(internal speaker)  |   |
| Camera Module  | 300K pixel camera (with low light function) and Digital Microphone   |  |  |   |
| Expansion  | 1 x Wireless Lan<br>802.11 b/g Module<br>(internal PCIe mini card interface)<br>1 x Bluetooth Function<br>(internal USB interface, Bluetooth V2.0)                                     | 1 x Wireless Lan<br>802.11 b/g/n Module<br>(internal PCIe mini card interface)<br>1 x Bluetooth Function<br>(internal USB interface, Bluetooth V2.0)   | 1 x Wireless Lan<br>802.11 b/g Module<br>(internal PCIe mini card interface)<br>1 x Bluetooth Function<br>(internal USB interface, Bluetooth V2.0)                                     | 1 x Wireless Lan<br>802.11 b/g/n Module<br>(internal PCIe mini card interface)<br>1 x Bluetooth Function<br>(internal USB interface, Bluetooth V2.0)  |
| Drive Bay  | 1 x 2.5" SATA HDD bay  |  | 1 x 2.5" SATA HDD bay, <b>1 x slim type ODD bay</b>  |   |
| Optional HSUPA Module (support GSM 850, EGSM 900, DCS 1800 & 1900) | 1 x HSUPA Mobile Module (USB Interface) (Optional)   |  |  |   |
| Construction Front Panel   | ABS + PC Plastic front frame   |  |  |   |
| Membrane Keypad  | LCD On/Off, Brightness Down/Up, Volume Down/Up, Lock, Ambient Light Sensor On/Off  |  | LCD On/Off, Brightness Down/Up, Volume Down/Up   |   |
| Ambient Light Sensor   | Yes  |  | N/A  |   |
| Infrared Remote Control  | LCD On/Off, Brightness Up/Down, Volume Up/Down, System On/Off, Ambient Light Sensor On/Off   |  | N/A  |   |
| Mounting   | Panel, Wall, Stand and Arm VESA 100mm x 100mm  |  |  |   |
| Front Panel Color  | Black C  |  |  |   |
| Dimension (WxHxD) (mm)   | 475 x 259 x 65   |  | 475 x 259 x 84   |   |
| Operation Temperature (°C)   | 0°C ~40°C With HDD<br>-10°C ~50°C With CF Card or SATA interface 2.5" SSD HDD  | 0°C ~40°C With HDD<br>0°C ~45°C With CF Card or SATA interface 2.5" SSD HDD  | 0°C ~40°C With HDD<br>-10°C ~50°C With CF Card or SATA interface 2.5" SSD HDD  | 0°C ~40°C With HDD<br>0°C ~45°C With CF Card or SATA interface 2.5" SSD HDD   |
| Storage Temperature (°C)   | -20°C ~60°C  |  |  |   |
| N/G Weight   | 5.8 Kg   |  | 6.2 Kg   |   |
| IP Level   | Frant Frame IP64   |  |  |   |
| Safety & EMC   | CE / FCC / CB / CCC  |  |  |   |
| Touch Screen   | Resistive Type 5-Wire (Touch controller IC is on board)  |  |  |   |
| Power Adapter  | P/N:<br>63000-FSP0841ADC11119-RS<br>84W Power Adapter<br>Input: 90VAC~264VAC, 50/60Hz<br>Output: 12VDC   | P/N:<br>63000-FSP150AHA312-RS<br>150W Power Adapter<br>Input: 90VAC~264VAC, 50/60Hz<br>Output: 12VDC   | P/N:<br>63000-FSP0841ADC11119-RS<br>84W Power Adapter<br>Input: 90VAC~264VAC, 50/60Hz<br>Output: 12VDC   | P/N:<br>63000-FSP150AHA312-RS<br>150W Power Adapter<br>Input: 90VAC~264VAC, 50/60Hz<br>Output: 12VDC  |
| Power Requirement  | 12VDC  |  |  |   |
| Power Consumption  | 55W  | 88W  | 61W  | 95W   |

## CDRW-DVD Combo Drive Spec



The drive is able to write CD-R/RW discs and also can perform as a regular DVD-ROM drive.

|                    |                                     |                                     |
|--------------------|-------------------------------------|-------------------------------------|
| Drive Type         | Internal Slim CD-RW/DVD Combo Drive |                                     |
| Data Transfer Rate | Write:<br>CD-R: 24X<br>CD-RW: 24X   | Read:<br>DVD-ROM: 8X<br>CD-ROM: 24X |
| Interface          | SATA                                |                                     |
| Buffer Memory      | 2MB                                 |                                     |

Note: WiFi 802.11 draft N is upgradable.  
Note: Optional 1.3MP Camera with Digital Microphone Module

## Ordering Information

|         | Part Number                                  | Description  |
|---------|--|--|
| w/o ODD | AFL-W19A-N270/WT-R/1GB/**(HU01)-R10          | 19" 300cd/m <sup>2</sup> 1440x900 panel PC with Intel® Atom™ N270 1.6GHz CPU,1GB DDR2 RAM,802.11 b/g wireless module,touch screen,Bluetooth,300K camera,microphone,RoHS    |
|         | AFL-W19A-GM45-CM575/WT-R/1GB/**(HU01)-R10    | 19" 300cd/m <sup>2</sup> 1440x900 panel PC with Celeron M 2.0GHz CPU,1GB DDR2 RAM,802.11 b/g/n WiFi,touch screen,Bluetooth,300K camera,microphone,RoHS                     |
|         | AFL-W19A-GM45-T7500/WT-R/2GB/**(HU01)-R10    | 19" 300cd/m <sup>2</sup> 1440x900 panel PC with Core 2 Duo T7500 2.2GHz CPU,2GB DDR2 RAM,802.11 b/g/n WiFi,touch screen,Bluetooth,300K camera,microphone,RoHS              |
|         | AFL-W19A-GM45-P8400/WT-R/2GB/**(HU01)-R10    | 19" 300cd/m <sup>2</sup> 1440x900 panel PC with Core 2 Duo P:8400 2.26GHz CPU,2GB DDR2 RAM,802.11 b/g/n WiFi,touch screen,Bluetooth,300K camera,microphone,RoHS            |
|         | AFL-W19A-GM45-T9400/WT-R/2GB/**(HU01)-R10    | 19" 300cd/m <sup>2</sup> 1440x900 panel PC with Core 2 Duo T9400 2.53GHz CPU,2GB DDR2 RAM,802.11 b/g/n WiFi,touch screen,Bluetooth,300K camera,microphone,RoHS             |
| w/ ODD  | AFL-W19B-N270/WT-R/OD/1GB/**(HU01)-R10       | 19" 300cd/m <sup>2</sup> 1440x900 panel PC with Intel® Atom™ N270 1.6GHz CPU,1GB DDR2 RAM,802.11 b/g WiFi,touch screen,Bluetooth,300K camera,microphone, DVD-COMBO, RoHS   |
|         | AFL-W19B-GM45-CM575/WT-R/OD/1GB/**(HU01)-R10 | 19" 300cd/m <sup>2</sup> 1440x900 panel PC with Celeron M 2.0GHz CPU,1GB DDR2 RAM,802.11 b/g/n WiFi,touch screen,Bluetooth,300K camera,microphone, DVD-COMBO, RoHS         |
|         | AFL-W19B-GM45-T7500/WT-R/OD/2GB/**(HU01)-R10 | 19" 300cd/m <sup>2</sup> 1440x900 panel PC with Core 2 Duo T7500 2.2GHz CPU,2GB DDR2 RAM,802.11 b/g/n WiFi,touch screen,Bluetooth,300K camera,microphone, DVD-COMBO, RoHS  |
|         | AFL-W19B-GM45-P8400/WT-R/OD/2GB/**(HU01)-R10 | 19" 300cd/m <sup>2</sup> 1440x900 panel PC with Core 2 Duo P8400 2.26GHz CPU,2GB DDR2 RAM,802.11 b/g/n WiFi,touch screen,Bluetooth,300K camera,microphone, DVD-COMBO, RoHS |
|         | AFL-W19B-GM45-T9400/WT-R/OD/2GB/**(HU01)-R10 | 19" 300cd/m <sup>2</sup> 1440x900 panel PC with Core 2 Duo T9400 2.53GHz CPU,2GB DDR2 RAM,802.11 b/g/n WiFi,touch screen,Bluetooth,300K camera,microphone, DVD-COMBO, RoHS |

## Options

| Model                           | AFL-W19A-N270  | AFL-W19A-GM45          | AFL-W19B-N270            | AFL-W19B-GM45          |
|---------------------------------|--|------------------------|--------------------------|------------------------|
| Panel mounting kit              | AFLPK-W19B   |                        |                          |                        |
| Wall mounting kit               | AFLWK-19   |                        |                          |                        |
| Rack mounting kit               | N/A  |                        |                          |                        |
| ARM                             | ARM-11-RS / ARM-31-RS  |                        |                          |                        |
| Stand                           | STAND-A19 / STAND-B19 / STAND-210-RS   |                        |                          |                        |
| OS: Win CE 6.0 (128 MB CF card) | AFLCF-W19-N270-CE060-R10   | N/A                    | AFLCF-W19-N270-CE060-R10 | N/A                    |
| OS: Win XPE(1 GB CF card)       | AFLCF-W19-N270-XPE-R10   | AFLCF-W19-GM45-XPE-R10 | AFLCF-W19-N270-XPE-R10   | AFLCF-W19-GM45-XPE-R10 |
| OS: LINUX(2 GB CF card)         | AFLCF-W19-N270-LNX-R10   | AFLCF-W19-GM45-LNX-R10 | AFLCF-W19-N270-LNX-R10   | AFLCF-W19-GM45-LNX-R10 |
| DC 12V Input UPS                | AUPS-B10-R10 (VESA 100, DC 12V input, 12V output 100W UPS module with 3800mAh)   |                        |                          |                        |
| DC 9-36V Input UPS              | AUPS-B20-R10 (VESA 100, DC 9-36V input, 12V output 100W UPS module with 3800mAh) |                        |                          |                        |

Note: Win CE application without digital microphone function

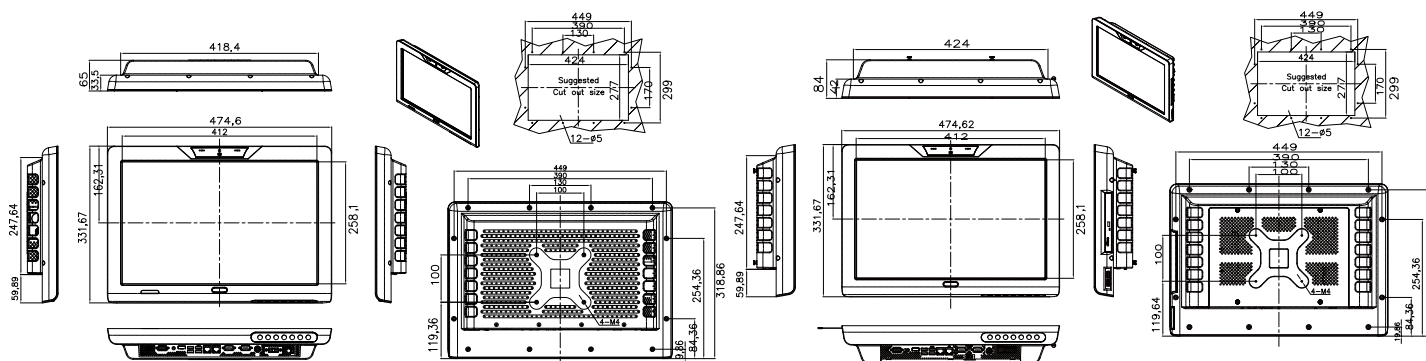
## Packing List

| Item          | Part Number                                       | Q'ty | Specification   |
|---------------|---|------|---|
| Screws Pack   | 44013-030041-RS                                   | 4    | M3;5mm  |
| Power Adpater | 63000-FSP0841ADC11119-RS<br>63000-FSP150AHA312-RS | 1    | 90-264V AC; 12V DC; 84W (W19A/B-N270)<br>90-264V AC; 12V DC; 150W (W19A/B-GM45) |
| Power Cord    | 32000-000002-RS                                   | 1    | 1750mm; (EU or US, Which type of cord is shipped depends on the country)        |
| Utilities CD  | 7B000-000087-RS                                   | 1    |   |
| Touch Pen     | XTR104-0002-RS                                    | 1    |   |

## ISMM Support Functions

|                  | Voltage | Fan | Smart Fan | Temperature | WDT | Cash Drawer |
|------------------|---------|-----|-----------|-------------|-----|-------------|
| AFL-W19A(B)-N270 | V       |     |           | V           | V   |             |
| AFL-W19A(B)-GM45 | V       | V   | V         | V           | V   |             |

## Dimensions (Unit: mm)



AFL-W19A

AFL-W19B