

PPC-3715GS *Pentium® M / Celeron® M Panel PC with 15" TFT LCD and Touchscreen*



Slim Type CD-ROM


3.5" removable HDD

Feature

- 15" LCD Panel with 8cm thickness design panel PC
- Low Power, Enano-6612 Pentium® M/Celeron® M industrial main board
- DDR 400/333 SO-DIMM socket up to 1GB
- Unique rear panel hinge design decreasing the maintenance cost, time and expense
- Removable 3.5" HDD module



Fully Integrated I/O



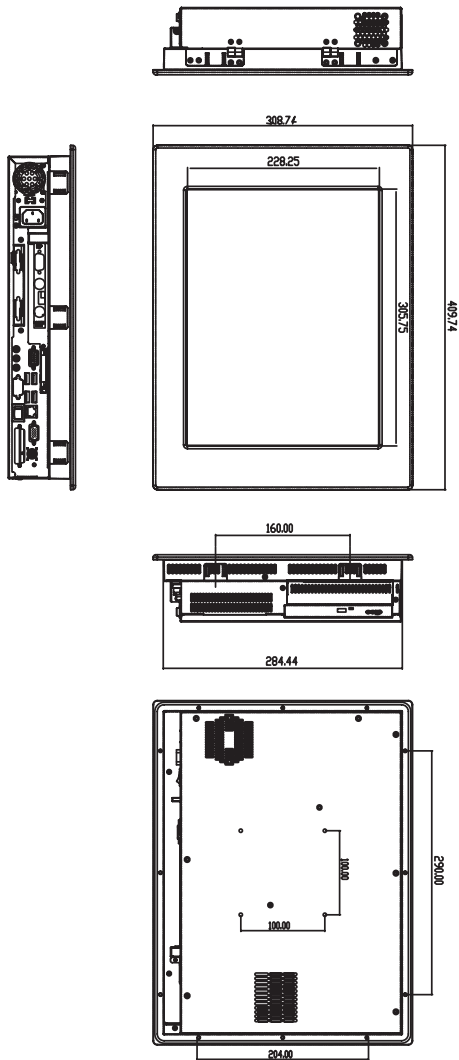
Power Supply Options

Type	Model No.	Watt	Remark
AT	ACE-916AP-RS	160W	
ATX AC-input	ACE-4518AP-RS	180W	Standard
ATX DC-input	ACE-4520C-RS	200W	Standard

Specification

CPU Board	Enano-6612	Touch Screen	Optional 5-wire resistive type with RS-232 interface.
CPU	- Socket-479 based Intel® Pentium® M / Celeron® M up to FSB 533 MHz	LCD	- Resolution : 1280 x 1024 (SXGA) - Brightness : 300 cd/m2 - Contrast Ratio : 500:1 - Viewing Angle (H-V): 140/130 - Backlight MTBF : 50000hrs
Chipset	SiS661CX + SiS 964	Operating Temperature	0 ~ 50°C.
Memory	1 x DDR 400/333 SO-DIMM socket up to 1GB	Storage Temperature	-20 ~ 60°C.
VGA	SiS661CX support dual display	Vibration	- 5~17Hz 0.1" double amplitude displacement - 17~640 Hz 1.5G acceleration peak to peak
SSD	CF Type II	Shock	10G acceleration peak to peak. (11ms)
Drive Bay	- 1 x 3.5" SATA/IDE removable HDD bay - 1 x Slim Type CD-ROM bay - 1 x Slim Type FDD bay	Relative Humidity	5 ~ 95% @ 60°C, non-condensing
Ethernet	1 x Realtek RTL8110S Gigabit Ethernet controller	Net / Gross Weight	8/12 Kg
Audio	AC '97 2.3 Realtek ALC 655	Dimensions	410(W) x 309(H) x 80(D) mm
I/O	- 1 x RS-232/422/485 port - 1 x RS-232 ports - 4 x USB 2.0 ports - 1 x PS/2 ports (KB/MS) - 1 x LPT - 1 x VGA out - 1 x LAN - 3 x Audio (Lin-in, Line-out, MIC-in) - 2 x IDE - 2 x SATA	Power Supply	ATX Power 180W, ACE-4518AP-RS Input: 90 ~ 240VAC @ 50/60Hz, Output (max) : 3.3V@16.8A , 5V@12A, 12V@10A, -12V@ 0.8A
		Front Panel Protection	IP 65 Compliant
Expansion Slot	1 x PCI slot	Certificate	Meets CB-60950-1 / FCC / CCC-GB4943

Dimensions




Packing List

Part Number	Description	Amount
19B00-000012-RS	CD-ROM installation Kit	1
32000-080800-RS	HDD IDE Cable(3 x 40 PIN)	1
320000-080900-RS	HDD IDE Cable(3 x 44 PIN)	1
32000-064000-RS	HDD SATA Cable (2 x 44 PIN + 40 PIN)	1
32000-080700-RS	SATA HDD Cable	2
32400-002300-RS	FFC Cable	1
32000-000002-RS	Power Cord	1
3100-000079-RS	Jumper Pack	1
32000-000138-RS	PS/2 Cable	1
32000-000049-RS	RS-232 Cable	1
WK-150MS-R10	Wall Mounting Kits	1
PK-150M	Panel Mounting Kits	1
19600-000209-RS	Screw Kit	1
	CPU Cooler	1
	User Manual & Driver CD	1
	Touch Screen Driver CD / Touch Pen (For T-R model only)	1

Enano-6612

1. EPIC embedded board
2. Intel® Pentium® M/ Celeron® M FSB 400/533MHz processor
3. DDR 200-pin SO-DIMM sockets of 400/333MHz up to 1GB
4. Support dual 24-bit LVDS by SiS 302LV and CRT integrated in SiS 661CX
5. 4 x COM port, 2 x IDE, CFII, LAN, 2 x SATA, 6 x USB2.0 and LPT



Unique rear hinge & Removable HDD


Multi-layer design ensures easy maintenance procedures as well as cut down the trouble shooting time.



Ordering Information

PPC-3715GS/6612/ACE-4518AP	15" TFT Panel PC with Enano-6612 and ACE-4518AP, Silver color, RoHS
PPC-3715GS/6612/ACE-4518AP/T-R	15" TFT Panel PC with Enano-6612, ACE-4518AP and touch screen Silver color, RoHS
PPC-3715GS/6612/ACE-4520C	15" TFT Panel PC with Enano-6612 and ACE-4520C, Silver color, RoHS
PPC-3715GS/6612/ACE-4520C/T-R	15" TFT Panel PC with Enano-6612, ACE-4520C and touch screen Silver color, RoHS

IQ mount supporting list



Options

RK-150MS-R10	Rack mount kits
ARM-31-RS	LCD Monitor Arm
STAND-100-RS	LCD Monitor Stand
7G000-ST1110-RS	3.5" SATA HDD Removable Drive bay
7G000-BA1110-RS	3.5" IDE HDD Removable Drive bay